







Client:		3324-THD OVERALL CABINET LIST	Contractor:	
		Table of contents		

CUSTOMER:	ALINVEST	PREPARED:	ANSA
PROJECT CODE:	E2558	REVIEWED:	RORI
PROJECT NAME:	ALINVEST - ALFAGEN	DATE:	2025/11/27
CONTRACTOR DOC. CODE:	2558-3324-THD-E-LST-EEAL	REVISION:	A
CUSTOMER DOC. CODE:	2558-3324-THD-E-LST-EEAL	PAGE:	2 of 3

<u>Table of contents</u>		
<u>SEC</u>	<u>DESCRIPTON</u>	<u>PAGE</u>
0	Cover	1
1	Table of contents	2
2	Cabinet list - 3324-THD	3
3		
4		
5		
6		
7		
8		
9		
10		
11		
12		
13		
14		
15		
16		
17		
18		
19		
20		
21		
22		
23		
24		
25		
26		
27		
28		
29		
30		

The drawing(s), document(s) and the information contained herein are the property of INDUSTRIAL FURNACES INSERTEC. And they shall not be disclosed, reproduced or used in any manner without the prior written consent of INDUSTRIAL FURNACES INSERTEC. Offenders will be held liable for the payment of damages.

<div>Client:</div> <div></div>			CUSTOMER:		ALINVEST		<div>3324-THD CABINET LIST AND CODIFICATION</div>				PREPARED:		ANSA		<div>Contractor:</div> <div></div>	
			PROJECT CODE:		E2558						REVIEWED:		RORI			
			PROJECT NAME:		ALINVEST - ALFAGEN						REVISION:		A			
			CONTRACTOR DOC. CODE:		2558-3324-THD-E-LST-EEAL						DATE:		2025/11/27			
			CUSTOMER DOC. CODE:		2558-3324-THD-E-LST-EEAL						PAGE:		3 of 3			
Item Nbr	AIB Trafo Code	Area	Line Nbr	System Seq. Nbr	System Code	Main Eq. Code	Main Eq. Code Nr	Cabinet Type	Cabinet Type Nbr	Cabinet Name	Description	Temptative dimensions (WxHxD)	Level	Commnets		
1	r46.41	33	2	4	THD	GEN	01	PCP	01	r46.41-3324-THD-GEN01-PCP01	Main power control panel	4200x2000x600	E-Room	See 2558-0000-GEN-E-DWG-EBCL-11 Basic Electrical Building Layout and Main Cable Routing		
2	r46.41	33	2	4	THD	GEN	01	LCP	01	r46.41-3324-THD-GEN01-LCP01	General local control panel	800x1800x400	+0,000	Spout, Launder heaters & Tilting controls incl.		
3	r46.41	33	2	4	THD	GEN	01	PDP	01	r46.41-3324-THD-GEN01-PDP01	General power distribution panel	1200x1200x400	+0,000	AIB scope of supply (IFI desing)		
4	r46.41	33	2	4	THD	HCH	01	RIO	01	r46.41-3324-THD-HCH01-RIO01	Holding chamber remote IO	1200x1200x400	+4,700			
5	r46.41	33	2	4	THD	HCH	01	LCB	01	r46.41-3324-THD-HCH01-LCB01	Roof access local control box	80x175x80	+1,200	integrates XRA cable		
6	r46.41	33	2	4	THD	HCH	01	LCB	02	r46.41-3324-THD-HCH01-LCB02	Main door local control box	80x175x80	+1,200			
7	r46.41	33	2	4	THD	HCH	01	LCB	03	r46.41-3324-THD-HCH01-LCB03	Bath TC local control box	300x300x210	+4,700	Interconnection incl.		
8	r46.41	33	2	4	THD	ESR	50	IJB	01	r46.41-3324-THD-ESR50-IJB01	Compressed air instrumentation junction box	300x300x300	+5.100			
9	r46.41	33	2	4	THD	HCH	01	IJB	01	r46.41-3324-THD-HCH01-IJB01	Hood instrumentation junction box	300x300x210	+7,000	Go down to the P.D.P, pass under the undergroundconduits, and go up to the aerial rouing until the LCP.		
10	r46.41	33	2	4	THD	HCH	01	IJB	02	r46.41-3324-THD-HCH01-IJB02	Output spout instrumentation junction box	300x300x210	+3,000			
11	r46.41	33	2	4	THD	HCH	01	DSS	01	r46.41-3324-THD-HCH01-DSS01	Furnace Heating system disconnecter switch box #01	600x600x400	+4,700			
12	r46.41	33	2	4	THD	HCH	01	DSS	02	r46.41-3324-THD-HCH01-DSS02	Furnace Heating system disconnecter switch box #02	600x600x400	+4,700			
13	r46.41	33	2	4	THD	HCH	01	DSS	03	r46.41-3324-THD-HCH01-DSS03	Furnace Heating system disconnecter switch box #03	600x600x400	+4,700			
14	r46.41	33	2	4	THD	HCH	01	DSS	04	r46.41-3324-THD-HCH01-DSS04	Furnace Heating system disconnecter switch box #04	600x600x400	+4,700			
15	r46.41	33	2	4	THD	HCH	01	DSS	05	r46.41-3324-THD-HCH01-DSS05	Bath TC disconnecter switch	200X150X120	+3,500			
16	r46.41	33	2	4	MHL	LAN	00	LCB	01	r46.41-3324-MHL-LAN00-LCB01	Launders local control box	500x500x300	+1,200	Launder #02 instrumentation (Precimiter, and rod level)		
17	r46.41	33	2	4	MHL	LAN	01	IJB	01	r46.41-3324-MHL-LAN01-IJB01	Launder#01 instrumentation junction box #01	500x500x300	+1,200			
18	r46.41	33	2	4	MHL	LAN	01	DSS	01	r46.41-3324-MHL-LAN01-DSS01	Launder#01 heater and blower disconnecter switch #01	200X150X120	+1,400	Rev C. 6 poles + ground		
19	r46.41	33	2	4	MHL	LAN	01	DSS	02	r46.41-3324-MHL-LAN01-DSS02	Launder#01 heater and blower disconnecter switch #02	200X150X120	+1,400	Rev C. 6 poles + ground		
The drawing(s), document(s) and the information contained herein are the property of INDUSTRIAL FURNACES INSERTEC. And they shall not be disclosed, reproduced or used in any manner without the prior written consent of INDUSTRIAL FURNACES INSERTEC. Offenders will be held liable for the payment of damages.																